

MOHR™ MIL-STD-1553B TRB Adapter Kit for TDR Testing

Simplify Aging Aircraft Wiring Maintenance With the MOHR CT100 TDR

Detect and localize opens, shorts, & partial faults in aerospace twinax & triax cables.



Figure 1: MOHR MIL-STD-1553B TRB Adapter Kit

The MOHR MIL-STD-1553B TRB Adapter Kit (Fig. 1) provides the MOHR CT100 TDR with high-bandwidth controlled-impedance connections to aerospace MIL-STD-1553B data bus cables and other TRB-terminated twinax and triax cables.

Features and Benefits

Detect and localize MIL-STD-1553B cable faults

Use the MIL-STD-1553B TRB Adapter kit with the MOHR CT100 TDR Cable Tester (Fig. 2) to characterize open, short, and partial faults on the main bus and cable stubs (Fig. 3). Detects faults through 3+ transformer couplers.

Key Features

- Designed for use with the MOHR CT100 TDR
- Ideal for MIL-STD-1553B data bus TDR testing
- Detect / localize open, short & partial faults
- Identify main bus and stub faults
- Detects faults through 3+ transformer couplers
- Use to test twinaxial and triaxial cables

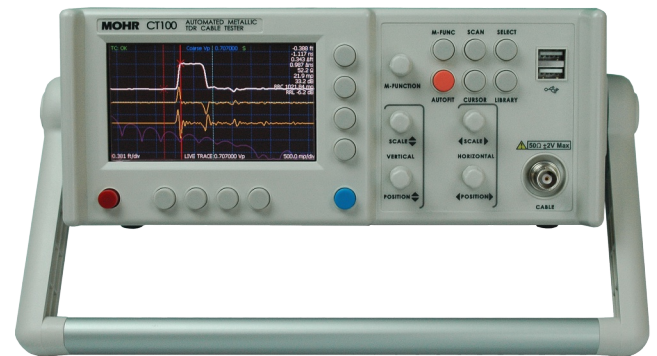


Figure 2: MOHR CT100 TDR Cable Tester

Compatible with the MOHR CT100 TDR Cable Tester

Use the MOHR CT100's state-of-the-art high-resolution TDR cable analysis features to simplify twinaxial and triaxial cable fault detection. Save a high-resolution baseline scan of a cable in "known good" or as-manufactured condition. Subtract the baseline from future comparisons to identify subtle changes in cable or connector performance that would be missed by competing instruments. Use CT Viewer PC software to analyze and archive MIL-STD-1553B data bus TDR waveforms.

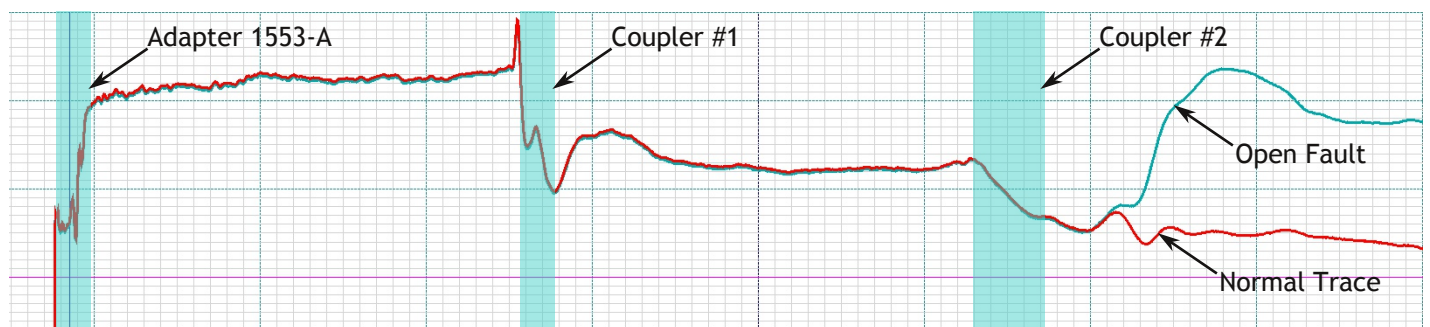
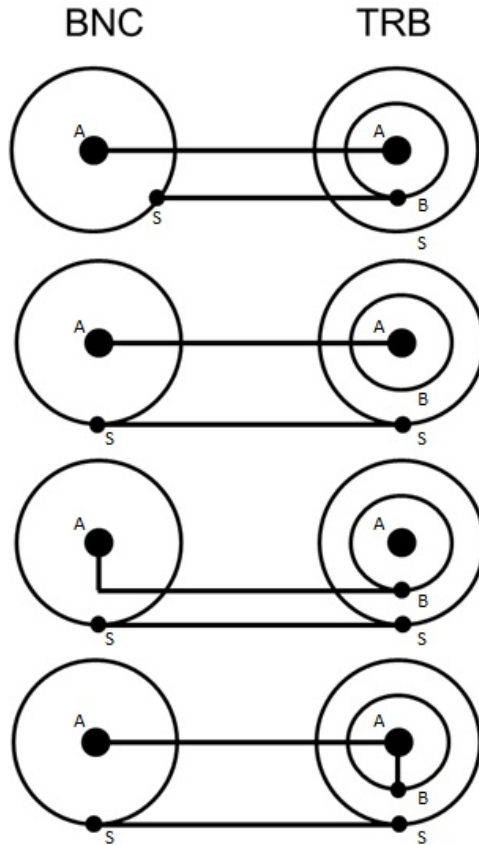


Figure 3: MIL-STD-1553B main bus open conductor fault detected through two transformer couplers using adapter 1553-A. The transformer regions of the TDR waveform are shown in shaded blue boxes.

Specifications



P/N: 1553-A
BNC Pin to TRB Inner
BNC Shield to TRB Outer Conductor
Best for open conductor and conductor-to-conductor short and partial fault detection

P/N: 1553-B
BNC Pin to TRB Inner Conductor
BNC Shield to TRB Shield
Best for individual conductor open, short, and partial fault detection

P/N: 1553-C
BNC Pin to TRB Outer Conductor
BNC Shield to TRB Shield
Best for individual conductor open, short, and partial fault detection

P/N: 1553-D
BNC Pin to TRB Outer & Inner Conductor
BNC Shield to TRB Shield
Best for conductor-to-shield short and shield fault detection

P/N: 1553-E
TRB Male to TRB Male Adapter

P/N: 1553-F
TRB Female to TRB Female Adapter

P/N: 1553-G
BNC Female to BNC Female Adapter

P/N: 1553-S
TRB Male Short Terminator

Environmental and Mechanical

Dimensions: 1.625(H) x 6.75(W) x 4.50(L) in. (4.1 x 17.1 x 11.4 cm)
Weight: 0.9 lbs. (410 g)

Regulatory



Complies with all applicable EU directives, as specified by the instrument's Declaration of Conformity.

Adapter Case:

MIL-STD-810F Transit Drop, Immersion Test
SAE J575 Dust Resistant Test

MOHR™

Test and Measurement Solutions for Industry™

SALES CONTACT:

info@mohr.com
ph: +1 (509) 946-0941
fx: +1 (509) 946-4395